

## Walsall

### Employment rate<sup>1</sup>

76%



West Midlands: 74.7%  
UK: **75.4%**

### Unemployment rate<sup>1</sup>

4.6%



West Midlands: 3.8%  
UK: **3.7%**

### Self-employment<sup>1</sup>

11.6%



**20,600** people are  
self-employed

### Salary<sup>2</sup>



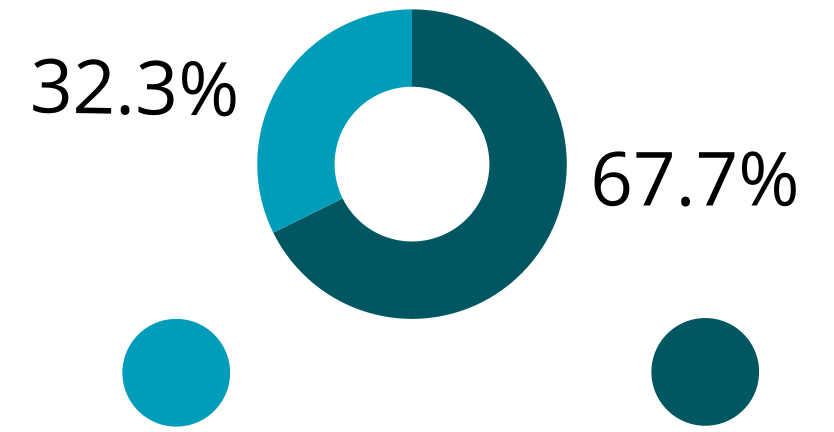
The average gross  
income is **£26,215** a year

### Working hours<sup>2</sup>



On average people work  
**37.1** hours a week

### Working patterns<sup>3</sup>



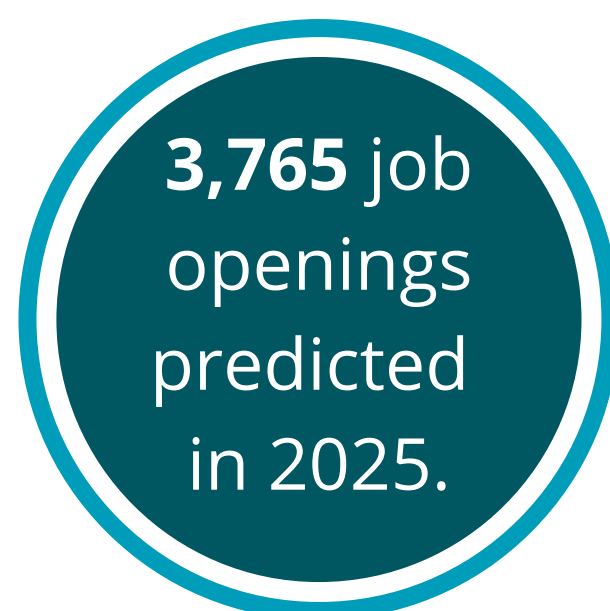
Part-time

Full-time

### Most vacancies in 2024<sup>4</sup>

Teaching assistants  
Secondary education teachers  
Care workers/home carers  
Social care workers  
Sales related occupations  
Plant and machine operatives

### Predicted job growth<sup>4</sup>



### Sectors expected to grow in 2025/2030<sup>4</sup>

Manufacturing  
Real estate  
Other services  
Education  
Transport and storage

### Which sectors employ the most people?<sup>3</sup>

#### Retail and wholesale




19,000 jobs

#### Health and social care



14,000 jobs

#### Manufacturing



12,000 jobs

#### Education



11,000 jobs

#### Administration



10,000 jobs

#### Transport and storage



9,000 jobs